

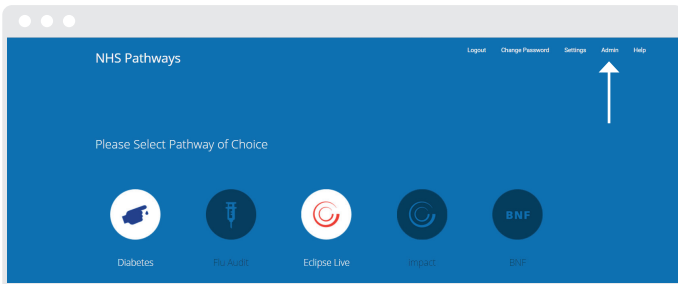


# Little Gem User Guide

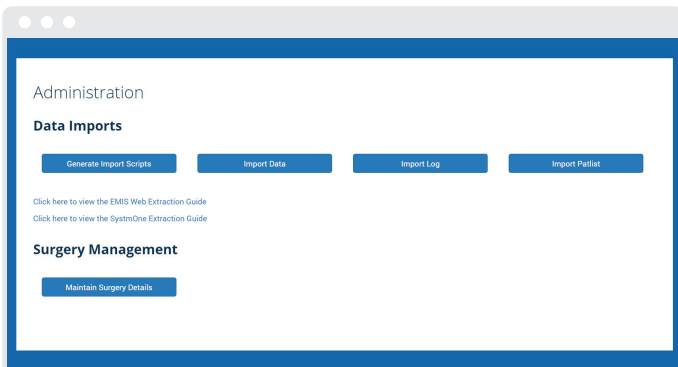
Simple extension of existing data extraction to automate PAT List processing.

Please note: You must use the N3 version of NHSPathways to upload your PATLIST. This is available only on the N3 at <https://secure.nhspathways.org> and can be accessed using your normal login details.

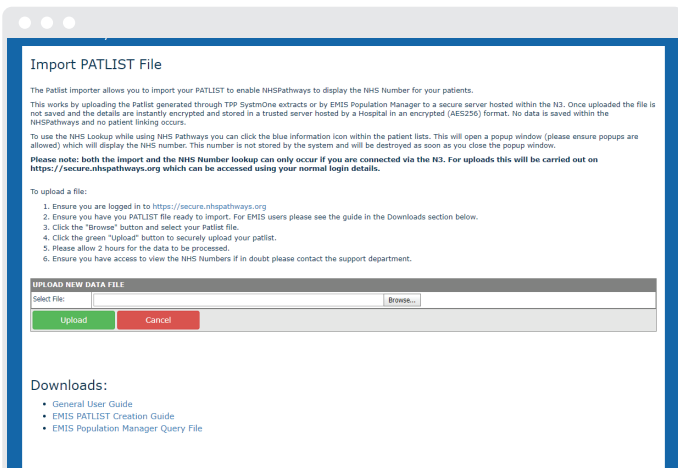
For EMIS users a guide to generating the PATLIST is available called "User Guide - Emis - Generating PATLIST"



1. Once logged in the home page will be shown. Click **admin** at the top

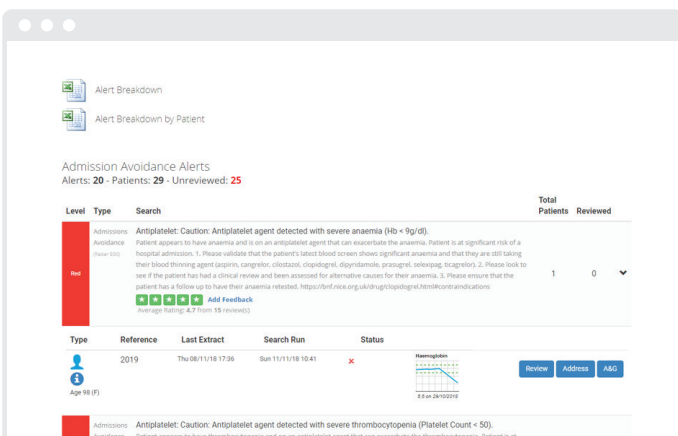


2. On the **Administration** page Click the **Import Patlist**



3. Follow the **To upload a file** instructions

4. Upload complete (This process is recommended to be completed every month).



View the patient information by Clicking the blue **i** on the **Admission Avoidance Alert interface**